


MY SUMMER REVIEW



Paper Bag Book Report

Choose TWO books to read — a nonfiction book and a fiction chapter book. Both of these should be books you have not read before. You will use the fiction chapter book to complete your paper bag book report. You may use a paper bag or a gift bag for your project.

Front of the Bag:

Write the title, author, and illustrator. Draw and color a picture of the cover. Be creative! You may make a different cover than the one you see on your book.

Sides of the Bag:

List the characters in the book on one side of the bag. Tell the setting on the other side of the bag. Make sure to use complete sentences.

Back of the Bag:

Write a summary of the book. Be sure to tell the beginning, middle, and end of the book. Make sure to use complete sentences.

Inside of the Bag:

Choose 5 items that represent the characters, setting, or important events of the book and place them inside of the bag. Make sure you can explain how these items relate to your book.

Be prepared to present your project to the class. Practice using your strong speaker voice at home to tell about your book.

Title of both books read:

- 1.
- 2.

Paper Bag Book Report Rubric

Front of Bag	<ul style="list-style-type: none">• Includes the title, author, illustrator, and cover.• Picture is colored.	/10
Sides of Bag	<ul style="list-style-type: none">• Lists all the characters.• Describes the setting of book.• Uses complete sentences.	/10
Back of Bag	<ul style="list-style-type: none">• Summarizes the beginning, middle, and end of the book.• Describes the problem and solution, if applicable.• Uses complete sentences.	/10
Inside of Bag	<ul style="list-style-type: none">• Includes 5 items related to the book.	/10
Presentation	<ul style="list-style-type: none">• Student presents front, back, and sides of bag.• Students can explain how the items relate to the book.	/10

Name: _____

Directions: Write the numbers that are 10 less and 10 more in the missing boxes.

10 Less 10 More



	100	
--	-----	--

	81	
--	----	--

	22	
--	----	--

	74	
--	----	--


	50	
--	----	--

	67	
--	----	--

	45	
--	----	--

	99	
--	----	--

















	63	
--	----	--



Name: _____

Directions: Draw the hands on the analog clock to match the time.


Sands of Time



Name: _____

Directions: Complete the addition sentence by filling in the missing addend.

Missing Addends



$11 = 19$

$6 +$

$= 13$

$10 +$

$= 18$

$+ 2 = 16$

$+ 4 = 17$

$+ 6 = 11$

$+ 5 = 14$

$7 +$

$= 15$

Name: _____

Directions: Look at the numbers on each shell.
Circle the $<$, $>$ or $=$.


Comparing Numbers



$<$
 $>$
 $=$



$<$
 $>$
 $=$



$<$
 $>$
 $=$




$<$
 $>$
 $=$




$<$
 $>$
 $=$





$<$
 $>$
 $=$



$<$
 $>$
 $=$



$<$
 $>$
 $=$




$<$
 $>$
 $=$



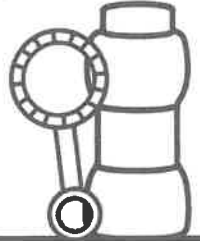
$<$
 $>$
 $=$













Name: _____



Base Ten Bubbles





 tens ones	 tens ones
 tens ones	 tens ones
 tens ones	 tens ones
 tens ones	 tens ones
 tens ones	 tens ones

Directions: Look at the number. Draw the groups of tens and ones.

Name: _____

Summer Shopping

Directions: Look at the price of the item.
Color the amount of coins to purchase it.



Name: _____



Time: _____

Score _____

/10

2-DIGIT ADDITION - With and W/out Regrouping

1.



$$\begin{array}{r} 32 \\ +47 \\ \hline \end{array}$$

2.



$$\begin{array}{r} 96 \\ +07 \\ \hline \end{array}$$

3.



$$\begin{array}{r} 58 \\ +27 \\ \hline \end{array}$$

4.



$$\begin{array}{r} 75 \\ +15 \\ \hline \end{array}$$

5.



$$\begin{array}{r} 18 \\ +60 \\ \hline \end{array}$$

6.



$$\begin{array}{r} 31 \\ +49 \\ \hline \end{array}$$

7.



$$\begin{array}{r} 29 \\ +52 \\ \hline \end{array}$$

8.



$$\begin{array}{r} 42 \\ +31 \\ \hline \end{array}$$

9.




$$\begin{array}{r} 14 \\ +60 \\ \hline \end{array}$$

10.



$$\begin{array}{r} 37 \\ +42 \\ \hline \end{array}$$



Name: _____



Time: _____

Score _____ /10

2-DIGIT SUBTRACTION -No Regrouping

1.

$$\begin{array}{r} 53 \\ - 11 \\ \hline \end{array}$$

2.

$$\begin{array}{r} 31 \\ - 10 \\ \hline \end{array}$$

3.

$$\begin{array}{r} 64 \\ - 33 \\ \hline \end{array}$$

4.

$$\begin{array}{r} 47 \\ - 24 \\ \hline \end{array}$$

5.

$$\begin{array}{r} 93 \\ - 62 \\ \hline \end{array}$$

6.

$$\begin{array}{r} 26 \\ - 15 \\ \hline \end{array}$$

7.

$$\begin{array}{r} 81 \\ - 10 \\ \hline \end{array}$$

8.

$$\begin{array}{r} 75 \\ - 35 \\ \hline \end{array}$$

9.

$$\begin{array}{r} 42 \\ - 21 \\ \hline \end{array}$$

10.

$$\begin{array}{r} 78 \\ - 46 \\ \hline \end{array}$$

